



City of Rochester

400 Sixth Street
Rochester, MI 48307
P: (248) 651-9061
F: (248) 651-2624
www.rochestermi.org

FYE 2027 FEBRUARY BUDGET WORKSHOP AGENDA

Requested Attendees:

City Council (Debbie Jones, Stuart Bikson, Jessica Clauser, Christian Hauser, Sara King, Nancy Salvia, Marilyn Trent)

City Staff (Nik Banda, Anthony Moggio, Megan Frahzo, George Rouhib Jr., Marcy Moriwaki, Nick Schaefer, Joellen Haines, Scott Demoff, John Cieslik, Jason Warner)

Fire Department	Saturday, Jan 24, 2026	9 am
------------------------	-------------------------------	-------------

January Workshop Goals for FYE 2027 Budget

- Review Financial Status
- Staff Presentation of Opportunities, Projects, and Asks for City Council's Review
- Funding Source Options
- Discussion and Gathering of Council Questions & Council Special Requests for February Budget Workshop

1. Meeting Kick-Off
2. Current and Future Financial Status
3. Available Funding Sources
4. Strengths, Weaknesses, Opportunities, & Threats
5. Department Discussion / Projects / Asks
6. Budget Timeline

FYE 2027 January Workshop

SATURDAY, JANUARY 24, 2026

9 AM

ROCHESTER FIRE
DEPARTMENT LARGE
TRAINING ROOM

277 E. SECOND ST.



Workshop Topics

Listening.

Planning.

Delivering.



1. Current Status
2. Available Funding Sources
3. Strengths, Weaknesses, Opportunities, & Threats
4. Department Discussion / Projects / Asks
5. Break
6. Interactive Model
7. Budget Timeline

Current Status Quarterly

Financial Report FYE 2026-Q2



2024/25 ACTUAL	2025/26 PROJECTED	2026/27 BUDGETING	2027/28 FORECASTED	2028/29 FORECASTED
Revenues:				
\$21,577,539	\$23,624,165	\$23,976,873	\$24,657,135	\$25,367,064
Expenditures:				
\$20,524,534	\$23,180,915	\$23,212,847	\$23,917,764	\$24,751,390
Balance:				
\$1,053,005	\$443,250	\$764,026	\$739,371	\$615,674

Discretionary General Fund Operating Budget Fiscal Year Ending (Projected)

FUND BALANCE GROUP		Updated	2024-25	2025-26	2026-27	2027-28	2028-29
		Fund Balance	FINAL	PROJECTED	PROPOSED	PROPOSED	PROPOSED
		Policy	End Fund Balance	End Fund Balance	End Fund Balance	End Fund Balance	End Fund Balance
Discretionary General	General Fund	5,330,000	10,575,759	11,577,871	12,313,995	13,056,624	13,756,153
	Capital Projects	40,000	156,152	156,267	162,193	168,297	174,583
	Facilities & Grounds	85,000	722,592	502,364	502,364	502,364	502,366
	Revolving Equipment	510,000	769,127	446,452	405,968	332,271	175,863
	Healthcare	100,000	143,247	127,173	189,633	253,968	320,233
	Discretionary General Subtotal	6,065,000	12,366,877	12,810,127	13,574,153	14,313,524	14,929,198
Restricted for Roads	Major Roads	50,000	2,016,551	1,391,112	884,526	362,512	(175,161)
	Local Roads	1,000,000	2,000,635	937,152	1,468,837	2,019,147	2,582,712
	Roads Subtotal *	1,050,000	4,017,186	2,328,264	2,353,363	2,381,659	2,407,551
Restricted for Water & Sewer	Water & Sewer Capital	2,130,000	4,800,842	5,110,905	4,458,688	1,324,091	1,361,457
	Water & Sewer Operating	1,550,000	3,580,037	3,365,269	3,193,726	3,019,439	2,839,922
	Water & Sewer Subtotal	3,680,000	8,380,879	8,476,174	7,652,414	4,343,530	4,201,379
Restricted for Parking	Auto Parking Fund	100,000	1,288,913	1,224,920	1,153,435	1,063,967	971,817
	Auto Parking Subtotal	100,000	1,288,913	1,224,920	1,153,435	1,063,967	971,817

as of 12/31/2025

Long Range Fund Balance Projections

SWOT Analysis

Strengths

- Public Services
- Desirable Community
- Vibrant Downtown
- Financial & General Administration
- Parks / Recreational Opportunities
- Family Friendly
- Communication with Public

Weaknesses

- Infrastructure & Facilities
- Housing Stock Mix
- Succession Planning
- Appropriate Parking Fees
- Grant Funding / Earmarks
- Millage Rate Constraints
- Traffic

Opportunities

- Staffing & Succession Planning
- Tax Base
- South Street & New Corridors
- Improve Recreation
- Other Funding
- Vacant Property
- Technology
- Community Connections / Regional Partnership

Threats

- Infrastructure & City Asset Maintenance Funding
- Changes to Built Environment
- Tax Base
- Code Enforcement Standards
- Financial Sustainability
- Cybersecurity Risks
- Legislative Threats

Strengths
Weakness
Opportunity
Threat

Department Projects / Asks FYE 2027

- \$2,407,935 General Fund Asks (\$367K Recurring, \$2.04M One-Time)
- \$250,000 Existing Bond Proceeds
- \$89,000 Water & Sewer
- \$40,000 Cemetery

SWOT Tie-In Codes	Project / Ask	Project / Ask	Amount	Fund	Notes	SWOT Alignment (Codes)	Risk if Unfunded
S2; S6; O8	Council Decision	Community House	\$850K	General & Bond	\$250K from Bond 372, \$600K from GF	S2 – Desirable Community ; S6 – Family Friendly ; O8 – Community Connections / Regional Partnerships	Reduced community engagement and quality-of-life amenities.
S5; S2; O4; W3; T1	DPW	New Full-Time Parks Person (wage & benefits)	\$75,000	General	Annually	S5 – Parks / Recreational Opportunities; S2 – Desirable Community; O4 – Improve Recreation; W3 – Succession Planning; T1 – Infrastructure & City Asset Maintenance Funding	Deferred park maintenance, higher long-term asset costs, and reduced recreation capacity.
S5; S6; O4	Warner	Skating Shelter	\$37,000	General	Remove Architectural Barriers	S5 – Parks / Recreational Opportunities; S6 – Family Friendly ; O4 – Improve Recreation	Reduced seasonal recreation options and lower family-friendly amenity quality.
S5; S6; O4		Halback Field Bathrooms (also for Skate Park)	\$20,000	General	Paint, Tile, Partitions	S5 – Parks / Recreational Opportunities; S6 – Family Friendly ; O4 – Improve Recreation	Reduced seasonal recreation options and lower family-friendly amenity quality.
S1; W1; T1		Well 2	\$89,000	W & S		S1 – Public Services; W1 – Infrastructure & Facilities; T1 – Infrastructure & City Asset Maintenance Funding	Water system reliability risk and higher emergency repair costs.
S5; S2; O4; T1		Park Project	\$400,000	General	Kiwani's Re-Do	S5 – Parks / Recreational Opportunities; S2 – Desirable Community; O4 – Improve Recreation; T1 – Infrastructure & City Asset Maintenance Funding	Delays to needed park improvements and reduced resident recreation satisfaction.
S3; W4; T1		Parking Lots	\$562,498	Parking	Lot 14	S3 – Vibrant Downtown; W4 – Appropriate Parking Fees; T1 – Infrastructure & City Asset Maintenance Funding	Parking condition/capacity issues impacting downtown access and business activity.
S1; S2; T4; O1	City Manager	Code Enforcement (Wages + Benefits)	\$100,000	General		S1 – Public Services; S2 – Desirable Community ; T4 – Code Enforcement Standards; O1 – Staffing & Succession Planning	Backlogs and inconsistent enforcement affecting neighborhood conditions and expectations.
S4; O2; O3		City Planner (Wages + Benefits)	\$120,000	General		S4 – Financial & General Administration; O2 – Tax Base; O3 – South Street & New Corridors	Missed development opportunities and slower tax base diversification.
S1; O7; T6	PD	Camera Monitoring Software		General		S1 – Public Services; O7 – Technology; T6 – Cybersecurity Risks	Will perpetuate identified technology gaps, limiting situational awareness and efficiency while placing increased strain on limited staff resources and public safety operations.
S1; W1; T1		Building Improvements	\$70,000	General		S1 – Public Services; W1 – Infrastructure & Facilities; T1 – Infrastructure & City Asset Maintenance Funding	Facility degradation impacting operations and staff readiness.
O1; W3; S1		Police Cadet Program (hire one part time cadet)	\$44,000	General		O1 – Staffing & Succession Planning; W3 – Succession Planning; S1 – Public Services	Weaker recruitment pipeline and increased staffing pressure over time.
S1; O7; S2		Flock Cameras and annual subscription	\$28,000	General		S1 – Public Services; O7 – Technology; S2 – Desirable Community	Reduced crime prevention and investigative capability; potential quality-of-life impacts.
	Finance	Accessibility Requirement for Website & Documents		General		Required	Required
S2; S1	Clerk/Cemetery	Collambarium additions(2) and installation	\$40,000	Cemetery		S2 – Desirable Community; S1 – Public Services	Limited cemetery service capacity and resident dissatisfaction.
S1; W1; T1	Fire Department	Flooding Issue	\$100,000	General		S1 – Public Services; W1 – Infrastructure & Facilities; T1 – Infrastructure & City Asset Maintenance Funding	Facility damage and operational disruption affecting emergency response readiness.
S1; S3; W1		Kitchen Remodel Phase 1 (food service license)	\$60,000	General		S1 – Public Services; S3 – Vibrant Downtown; W1 – Infrastructure & Facilities	Ongoing facility inefficiencies affecting staff readiness and morale.

Community House Direction



- S2 – DESIRABLE COMMUNITY
- O8 – COMMUNITY CONNECTIONS / REGIONAL PARTNERSHIPS

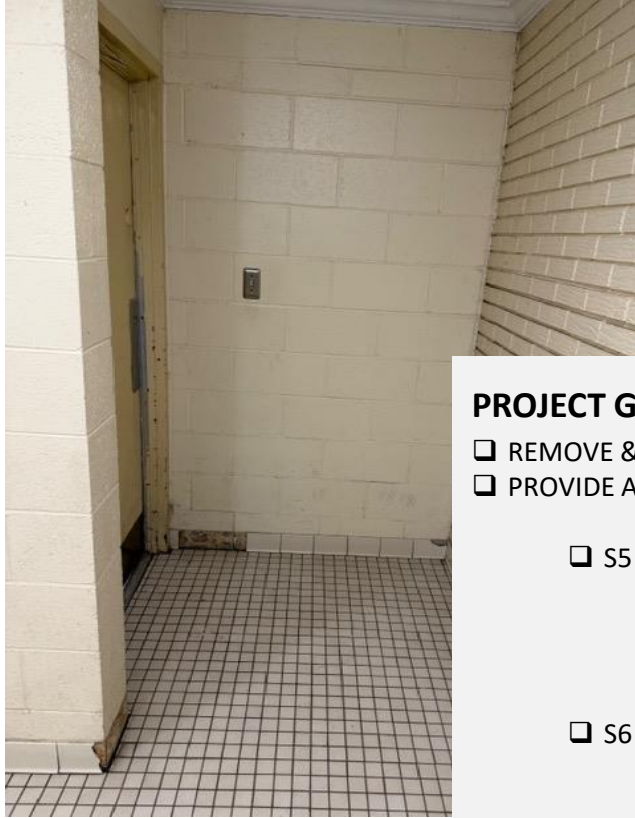
Parks Personnel Request



- S5 – PARKS / RECREATIONAL OPPORTUNITIES
- S2 – DESIRABLE COMMUNITY
- O4 – IMPROVE RECREATION
- W3 – SUCCESSION PLANNING
- T1 – INFRASTRUCTURE & CITY ASSET MAINTENANCE FUNDING



Skating Shelter Bathroom Improvements

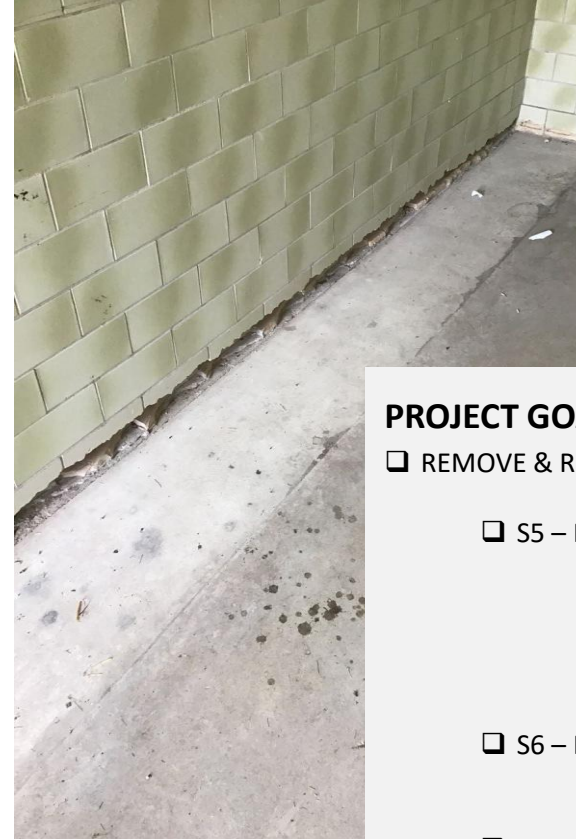


PROJECT GOALS:

- REMOVE & REPLACE AGED FINISHES
- PROVIDE ACCESSIBLE FACILITIES

- S5 – PARKS & RECREATION OPPORTUNITIES
 - IMPROVE RECREATION EXPERIENCE
 - OPPORTUNITY FOR YEAR-ROUND RECREATION
 - MAINTAIN & IMPROVE PARK ASSETS
- S6 – FAMILY FRIENDLY
 - MEET RECREATION NEEDS & OPEN ADDITIONAL RECREATION OPPORTUNITIES
- O4 - IMPROVE RECREATION
 - MEET THE NEEDS OF PARK USERS WITH ACCESSIBLE FACILITIES YEAR-ROUND

Halbach Field Bathroom Improvements



PROJECT GOALS:

- REMOVE & REPLACE AGED FINISHES
 - S5 – PARKS & RECREATION OPPORTUNITIES
 - IMPROVE RECREATION EXPERIENCE
 - OPPORTUNITY FOR EXPANDED RECREATION WITH ADDITION OF RECREATIONAL ASSETS (SKATEPARK)
 - MAINTAIN & IMPROVE PARK ASSETS
 - S6 – FAMILY FRIENDLY
 - MEET RECREATION NEEDS & OPEN ADDITIONAL RECREATION OPPORTUNITIES
 - O4 - IMPROVE RECREATION
 - MEET THE NEEDS OF PARK USERS AND EXPAND USE OF THE PARK SYSTEM

Well Station 2 – Pump Cleaning & Rebuild



PROJECT GOALS:

- ❑ MAINTENANCE TO WELL PUMP FOR PROPER OPERATION & CONTINUED CYCLE-LIFE
 - ❑ S1 – PUBLIC SERVICES
 - ❑ ENSURE DELIVERY OF SERVICES THROUGH CONTINUITY OF OPERATION – MAINTENANCE REDUCES DOWNTIME
 - ❑ W1 – INFRASTRUCTURE & FACILITIES
 - ❑ MAINTAIN & UPGRADE FACILITIES FOR CONTINUITY OF SERVICE
 - ❑ T1 – INFRASTRUCTURE & CITY ASSET MAINTENANCE FUNDING
 - ❑ PREVENTATIVE & SCHEDULED MAINTENANCE & REPAIRS ARE REQUIRED PERIODICALLY FOR PROPER SERVICES – INCREASES LIFE-CYCLE & REDUCES DOWNTIME & UNEXPECTED REACTIVE REPAIR COSTS

Municipal Park Kiwanis Area Playground



PROJECT GOALS:

- REMOVE & REPLACE AGED EQUIPMENT
- REPLACE PLAY SURFACING WITH TURF

- S5 – PARKS & RECREATION OPPORTUNITIES
 - IMPROVE RECREATION EXPERIENCE
 - MAINTAIN & IMPROVE PARK ASSETS
- S2 – FAMILY FRIENDLY
 - IMPROVE FAMILY ENVIRONMENT EXPERIENCE
 - PROVIDE DIVERSE ACTIVITIES
- O2 – IMPROVE RECREATION
 - ENHANCE RECREATION ENVIRONMENT
- T1 – INFRASTRUCTURE & CITY ASSET MAINTENANCE FUNDING
 - MAINTENANCE & REPAIR/REPLACEMENT OF AGED EQUIPMENT REQUIRED TO ENSURE SAFETY & USABILITY

Parking Lots – Lot 14 Replacement



PROJECT GOALS:

- REMOVE & REPLACE AGED ASSET
- PROVIDE SATISFACTORY PARKING SURFACING
 - S3 – VIBRANT DOWNTOWN
 - MAINTAIN HIGH OFFERINGS TO BUSINESSES & VISITORS
 - ENSURE FUNCTIONAL PARKING FACILITIES
 - W4 – APPROPRIATE PARKING FEES
 - AIDE IN ADDRESSING PARKING NEEDS
 - T1 – INFRASTRUCTURE & CITY ASSET MAINTENANCE FUNDING
 - REPLACEMENT OF AGED EQUIPMENT IS REQUIRED TO ENSURE SAFETY OF INFRASTRUCTURE & ASSETS

Code Enforcement

Business Registration

Code Compliance (Blight)

Rental Registration Program

Vacant Building Registration
Program



















Alarm Registration

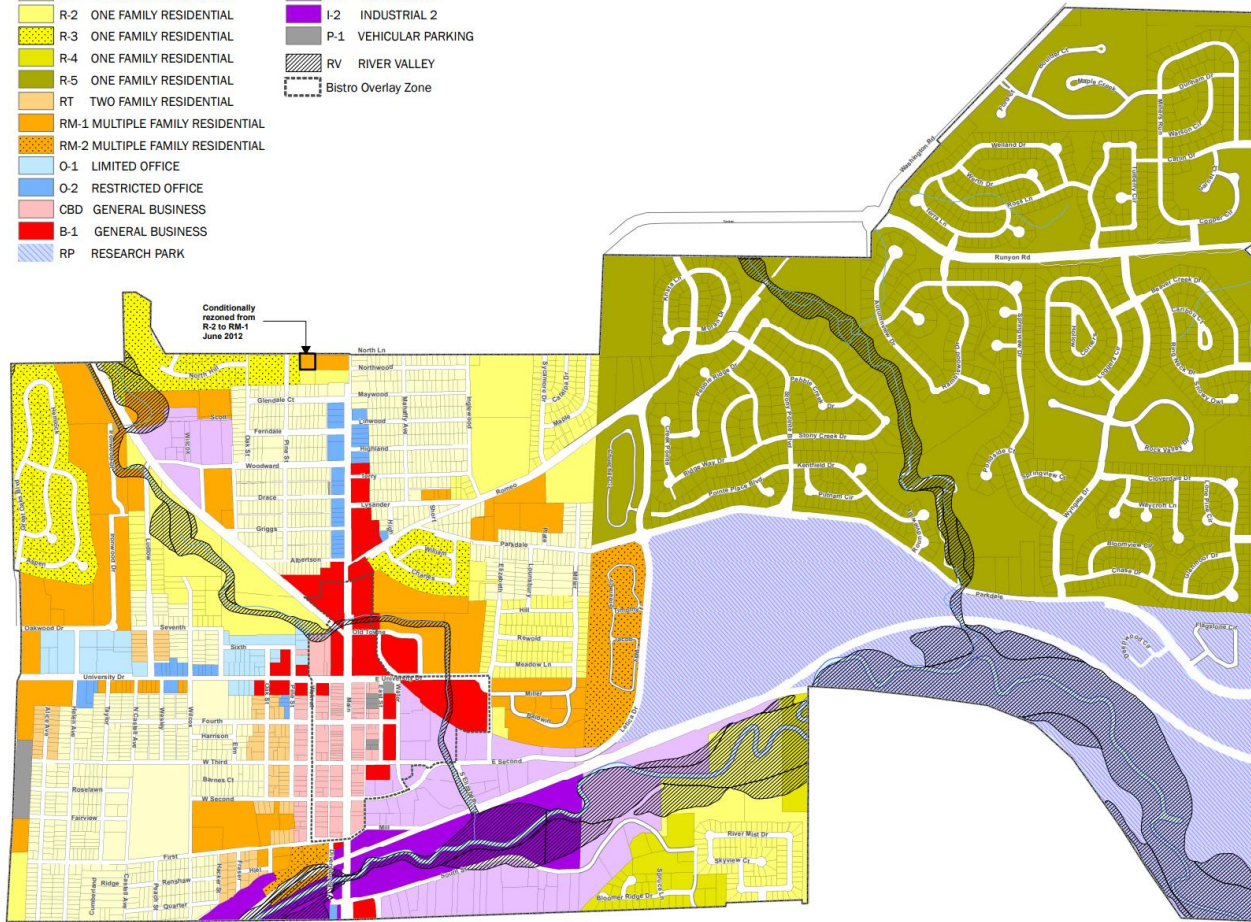


- S1 – PUBLIC SERVICE
- S2 – DESIRABLE COMMUNITY
- T4 – CODE ENFORCEMENT STANDARDS
- O1 – STAFFING & SUCCESSION PLANNING

City Planner

ZONING DISTRICTS

- | | |
|--|---|
|  R-1 ONE FAMILY RESIDENTIAL |  I-1 INDUSTRIAL 1 |
|  R-2 ONE FAMILY RESIDENTIAL |  I-2 INDUSTRIAL 2 |
|  R-3 ONE FAMILY RESIDENTIAL |  P-1 VEHICULAR PARKING |
|  R-4 ONE FAMILY RESIDENTIAL |  RV RIVER VALLEY |
|  R-5 ONE FAMILY RESIDENTIAL |  Bistro Overlay Zone |
|  RT TWO FAMILY RESIDENTIAL | |
|  RM-1 MULTIPLE FAMILY RESIDENTIAL | |
|  RM-2 MULTIPLE FAMILY RESIDENTIAL | |
|  O-1 LIMITED OFFICE | |
|  O-2 RESTRICTED OFFICE | |
|  CBD GENERAL BUSINESS | |
|  B-1 GENERAL BUSINESS | |
|  RP RESEARCH PARK | |



- S4 – FINANCIAL & GENERAL ADMINISTRATION
- O2 – TAX BASE
- O3 – SOUTH STREET & NEW CORRIDORS

Budget Proposal 2026-27 Fiscal Year



Click to [Launch](#)

Pay Off Vehicle Loans

Pay Off Vehicle Loans

\$

453,935

☐ S4 – FINANCIAL & GENERAL ADMINISTRATION

Fire Ambulance – Alpha	\$	155,619
Fire Ambulance – Bravo	\$	132,144
DPW Freightliner -	\$	166,172

Cemetery Columbarium Addition



PAGE 1 / 4

SDR 48-Niche Columbarium - Double sided - doors with the rosettes

**Each front & backside on 24 Niche,
4 Rows & 6 Columns**

Overall Setting Size - 92.5"x29"x66.5"

Except doors,
All Pcs Glued with Stainless steel Rod.

- Sira Gray, polished
- Jet Black Doors, Polished

SDR 48-Niche Columbarium - Double sided - doors with the rosettes							
S.No	Item	Length in Inches	Width in Inches	Height in Inches	Quantity/Set	Material	Finishing
1	Doors	13.5	0.5	13.5	48	Jet Black	Visible Side Polished
2	Side Plates-1	3	27	57.5	2	Sira Gray	Visible Side Polished
2	Side Plates-2	2.5	27	57.5	2	Jet Black	Visible Side Polished
4	Top & Bottom Plate	81	27	2.5	2	Jet Black	Visible Side Polished
5	Middle Plate	79.5	2	52.5	1	Sira Gray	Visible Side Polished
6	Shelf Plates	81	12	1.5	6	Sira Gray	Visible Side Polished
7	Vertical Supports	1.5	12	12	40	Sira Gray	Visible Side Polished
8	Top plate	92.5	29	3	1	Sira Gray	Visible Side Polished
9	Base	92.5	29	6	1	Sira Gray	Visible Side Polished
				Total Pcs.	103		
				Rosettes	70		

Note: All Doors - Opened by Rosettes

09-04-2025



PROJECT GOALS:

- ADD COLUMBARIUM FOR RESIDENTS TO PURCHASE
- S2 – DESIRABLE COMMUNITIES
 - MAINTAIN HIGH OFFERINGS TO RESIDENTS - HIGH DEMAND AMENETY
- S1 – PUBLIC SERVICES
 - MEET THE NEEDS OF THE COMMUNITY

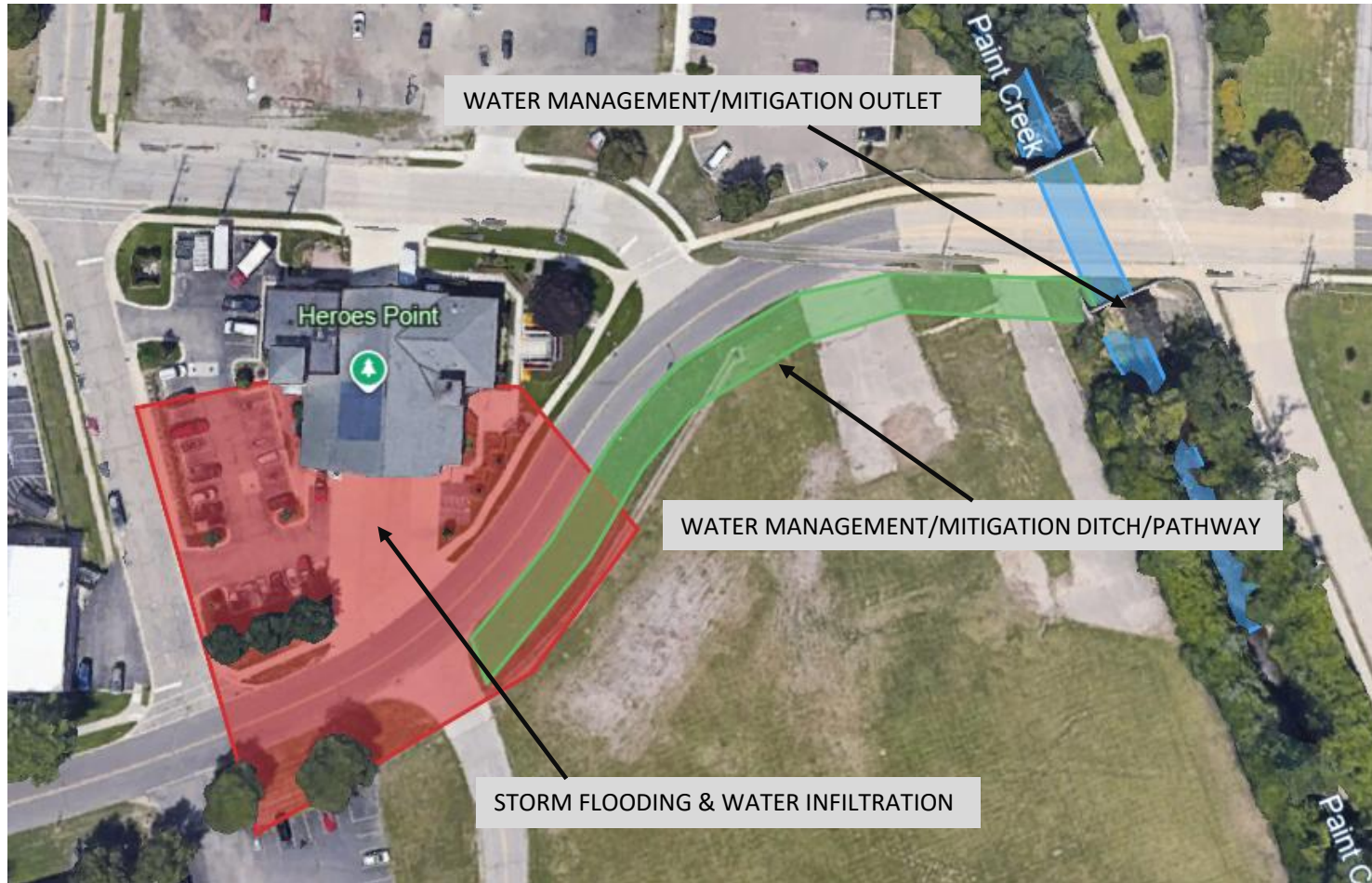
Fire Station Kitchen Remodel Phase I



PROJECT GOALS:

- REMOVE & REPLACE AGED ASSET
- MEET APPLICABLE CODES FOR PERMITTING FOR SPECIAL EVENTS
 - S1 – PUBLIC SERVICE
 - MAINTAIN HIGH OFFERINGS TO RESIDENTS & VISITORS
 - S3 – DESIRABLE COMMUNITY
 - ENSURE COMMUNITY INTERACTION WITH SPECIAL EVENTS & ENSURE HEALTH & SAFETY OF VISITORS
 - W1 – INFRASTRUCTURE & FACILITIES
 - REPLACEMENT OF AGED EQUIPMENT AND INVESTMENT TO ASSETS

Fire Station Flooding Mitigation



PROJECT GOALS:

- MITIGATION/DIFFER RISK OF FLOODING AT THE FACILITY
- PROVIDE TEMPORARY STORMWATER MANAGEMENT WHILE PERMANENT SOLUTIONS ARE DEVELOPED/FUNDED
 - S1 – PUBLIC SERVICE
 - MAINTAIN ABILITY TO PROVIDE HIGH OFFERINGS TO RESIDENTS & VISITORS – REDUCE ROAD CLOSURES & INACCESSIBILITY TO THE FACILITY
 - W1 – INFRASTRUCTURE & FACILITIES
 - PRESERVE INTREGITY OF & MITIGATE RISK TO EXISTING ASSETS – FLOODING DAMAGES THE FACILITY
 - T1 – INFRASTRUCTURE & CITY ASSET MAINTENANCE FUNDING
 - MITIGATION OF RISK & ENHANCEMENT OF INFRASTRUCTURE – REQUIRED FOR SAFETY & CONTINUITY OF SERIVCES

Current Estimate as of 12/31/25						
		Discretionary				
		General Fund	Major Streets	Local Streets	Parking Fund	Water & Sewer
FYE 2026	Est Ending Fund Balance	12,810,127	1,391,112	937,152	1,224,920	8,476,174
	Projects/Asks	2,407,935	-	350,000	562,498	89,000
	Surplus / Deficit	764,026	(506,586)	531,685	(71,485)	(823,760)
FYE 2027	Ending Fund Balance	11,166,218	884,526	1,118,837	590,937	7,563,414
	Projects/Asks	667,000	(225,500)	225,500	-	-
	Surplus / Deficit	739,371	(522,014)	660,310	(89,468)	(3,308,884)
FYE 2028	Ending Fund Balance	11,238,589	588,012	1,553,647	501,469	4,254,530
	Projects/Asks	667,000	-	-	-	-
	Surplus / Deficit	615,674	(537,673)	563,565	(92,150)	(142,151)
FYE 2029	Ending Fund Balance	11,187,263	50,339	2,117,212	409,319	4,112,379
	Fund Balance Minimum	6,065,000	50,000	1,000,000	100,000	3,680,000
	Over / (Under) Minimum	5,122,263	339	1,117,212	309,319	432,379



Interactive Model

Options						Option
Community House Project	600,000	-	-	-	-	1
New Full-Time Parks Person	75,000	-	-	-	-	2
Skating Shelter Bathrooms	37,000	-	-	-	-	3
Hallbach (Skate Park) Bathrooms	20,000	-	-	-	-	4
Well #2	-	-	-	-	89,000	5
Municipal Park (Kiwanis) Playscape	400,000	-	-	-	-	6
Parking Lot #14	-	-	-	562,498	-	7
Code Enforcement Officer	100,000	-	-	-	-	8
City Planner	120,000	-	-	-	-	9
Building (Dispatch Area) Improvements	70,000	-	-	-	-	10
Police Cadet Program (hire one part time cac	44,000	-	-	-	-	11
Flock Cameras and annual subscription	28,000	-	-	-	-	12
Pay Off Vehicle Loans	453,935	-	-	-	-	13
Flooding Issue	100,000	-	-	-	-	14
Kitchen Remodel Phase 1 (food service licens	60,000	-	-	-	-	15
New Ladder Truck (Financed)	300,000	-	-	-	-	16
Shift to Road	-	-	350,000	-	-	17

Budget Timeline



City of Rochester

400 Sixth Street
Rochester, MI 48307
P: (248) 651-9061
F: (248) 651-2624
www.rochestermi.org

MULTI-YEAR BUDGET SCHEDULE Fiscal Year End (FYE) 2027

The following budget Calendar is a schedule, providing target dates for the various procedural aspects of the formulation, preparation, and finalization of the FYE 2027 budget.

Q1 7/1 - 9/30	Q2 10/1 - 12/31	Q3 1/1 - 3/31	Q4 4/1 - 1st June Meeting
Policies, Dept Goals & Objectives, SWOT Analysis, Master Fee Schedule, Quarterly Report	Infrastructure, Facilities, PAC Goals & Objectives Meeting, Staffing Reviews, Quarterly Report	Budget Workshops, Boards, Commissions/Boards, Project Scoring, DDA & PSD GOs, Quarterly Report, Set Public Hearing, Proposed Budget	DDA & PSD Council Presentation, Finalize Budget Book, Public Hearing & Budget Presentation

Q1	July 30 - August 19, 2025	Internal Review of Master Fee Schedule
	August - September 2025	Staff Pre-Budget Prep Work
	Friday, September 5, 2025	Budget & Finance Committee Meeting, 9 am
	Tuesday, September 16, 2025	Internal G&O Review
September 2025	Policy Review, G&O Review, SWOT Prep, Prep Quarterly Report (Q1) for Council	

Q2	Thursday, October 2, 2025	Budget & Finance Committee Meeting, 8 am
	Tuesday, October 7, 2025	Staff Budget Discussion #1 with Internal SWOT Discussion, 10 am (Staff Meeting)
	Monday, October 28, 2025	Master Fee Schedule Presentation to City Council, 7 pm
	Tuesday, November 11, 2025	Staff Budget Discussion #2 Internal SWOT Ranking, 10 am (Staff Meeting)
	Friday, November 14, 2025	Budget & Finance Committee Meeting, 8 am
	Friday, December 5, 2025	Budget & Finance Committee Meeting, 8 am
	Monday, December 8, 2025	SWOT Ranking Special (Pre City Council Meeting, 6 pm/maybe after City Council Meeting)
	Thursday, December 11, 2025	Asset Committee (Infrastructure & Facilities) Goals & Objectives Finalized
	Tuesday, December 16, 2025	Staff Budget Discussion #3 & Prep, 10 am
	December 2025	Staffing Reviews, Master Fee Schedule Updates, Prep Quarterly Report (Q2) to Council

1 | Page

Tuesday, January 13, 2026	Staff Budget Discussion #4 & Prep, 10 am
Tuesday, January 20, 2026	Staff Budget Discussion #5 & Prep, 10 am
Friday, January 23, 2026	Budget & Finance Committee Meeting, 8 am
Saturday, Jan 24, 2026	Budget Workshop with Council, 9 am
Thursday, February 5, 2026	Projects & Budget Requests due from Staff, Boards, Commissions
Friday, February 6, 2026	Budget & Finance Committee Meeting, 8 am
Q3 Wednesday, February 11, 2026	DDA & PSD Goals & Objectives Finalized
Saturday, February 21, 2026	Budget Workshop with Council, 9 am
Friday, March 6, 2026	Budget & Finance Committee Meeting, 8 am
Saturday, March 7, 2026	Budget Workshop with Council (if needed)
Monday, March 9, 2026	DDA Budget Presentation to City Council for Adoption
Monday, March 23, 2026	Set Public Hearing for Budget by Council, Submit the Notices of Public Hearing for 4/27 to Rochester Post
Wednesday, March 25, 2026	Staff Finalizing Proposed Budget
March 2026	Prep Quarterly Report (Q3) to Council
Q4 April 6-9, 2026	Finalize Manager's Memo, copy/collation/assembly Proposed Budget
Friday, April 10, 2026	Budget & Finance Committee Meeting, 9 am
Monday, April 27, 2026	City Public Hearing & Budget Presentation to City Council for Adoption

KEY
 Items in BLACK: On Schedule
 Items in RED: Upcoming
 Items in BLUE: Completed
 Items in GREEN: All Council
 Items in PINK: Tentative Schedule

2 | Page